



## Newsflash

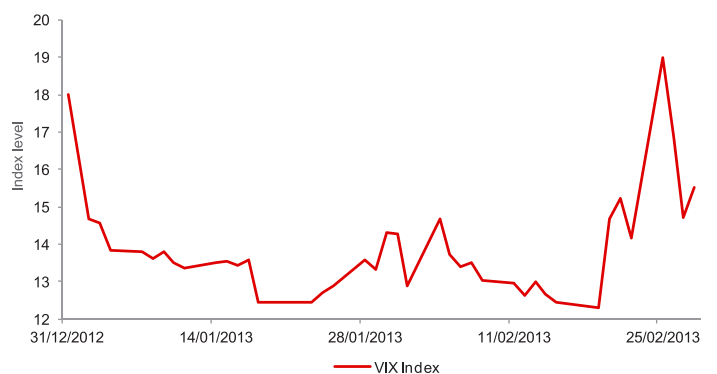
A new month and the 77<sup>th</sup> issue of Viewpoint from FP.

This document will be made available on our website [www.f-p.hk](http://www.f-p.hk)

## Market commentary

**A**fter a strong January, equities consolidated their gains in February, as anxiety grew over the outlook for further central bank asset purchases in the US, the growth of the global economy, and politics in Europe. Equity markets were more volatile as a result, with the balance of up days to down days moving closer to 50:50 from 61:39 in January.

Figure 1: Implied volatility spikes during February



Despite fresh nervousness amongst investors, global developed markets nonetheless rose during February, with the US adding 1.3%, the UK 2.3%, Continental Europe 0.8%, Japan 3.8% and Asia ex Japan 2.4% (returns in local currency terms). Nearly all of the gains were negated, however, by the appreciation of the US dollar over the month. As a result, the MSCI World index added a modest 0.2% in US dollar terms. Emerging markets (EM) were notably weaker for the second

## Table of Contents

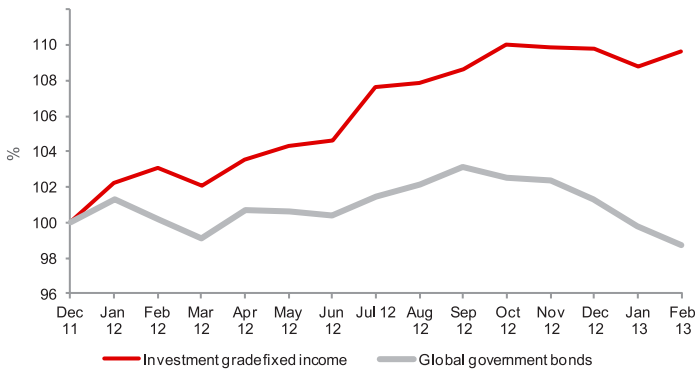
1. Market commentary	1 – 4
2. Market performance	5 – 6
3. Asset allocation dashboard	7
4. Important notes	8



month in a row, especially Eastern Europe and Latin America, with the broad EM index declining by 1.3% over the course of the month, to leave returns flat for the year compared to gains of 5.3% for developed markets.

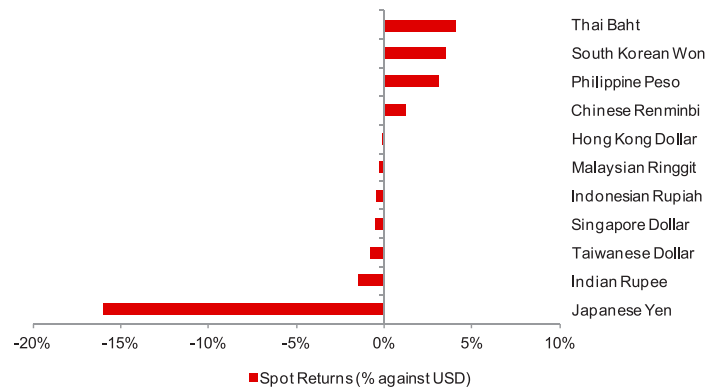
In a slightly more risk averse environment, fixed income performed reasonably, with government bonds rising by 0.6% in the US and 0.9% in the UK. Despite concerns surrounding Italy, Eurozone government bonds posted positive returns of 0.2% whilst credit also performed relatively well throughout the month, benefiting in part from the strength of government bonds. US high yield added 0.5% over the period and investment grade rose by 0.8%. As was the case during 2012, credit has outperformed government bonds year to date.

Figure 2: Performance of global investment grade bonds versus government bonds



Perhaps the most notable moves last month were between currencies, with the US dollar posting gains against its major counterparts. The euro depreciated by 3.8% against the US dollar to EURUSD 1.3056, whilst sterling declined against the greenback by 4.4% (now -6.7% year to date). The yen fell by a further 0.9% against the US dollar, as Japan's monetary authorities continued their aggressive action designed in part to curb the value of the currency.

Figure 3: Performance of Asian currencies since Shinzo Abe elected



The main talking points last month came from Europe (Italian elections), Japan (continuing aggressive action aimed at ending deflation), the UK (rating downgrade and weak growth) and the US (concerns over the pace of QE and the 1 March sequester).

Italian elections yielded a difficult outcome, with reformist former Prime Minister Mario Monti receiving only 10% of the vote, the centre left controlling the lower house, a split vote in the Senate with no party

able to take control and a comedian the unlikely beneficiary of the polls. On the face of it, last month's vote represented a loud rejection of the EU's severe austerity programme, with investors now facing a period of uncertainty until a new government can be formed (or new elections held). Italian bond yields spiked upwards in the wake of the news, and global equity markets appeared to wobble, but importantly there was no material impact on the bonds of other European peripherals. With the European Central Bank as a backstop, fears of a euro break up have largely dissipated over the past seven months.

Elsewhere in Europe, the EU Commission downgraded its growth forecast for the region to -0.3% (0.1% previously) for 2013. Given that GDP contracted by 0.6% in the final quarter of 2012, the Commission's decision was largely to be expected. Forward looking indicators and the widely-followed PMI data (Purchasing Managers' Indices) were mixed in the Eurozone, with weakness in France balanced against unexpected strength in German confidence indicators. There remains evidence of a two-speed Europe, with Germany and its neighbours in reasonable economic health, whilst the so-called 'periphery' languishes in recession.

Japan continues to move to looser monetary policy, supporting the market as it goes. Keeping the yen weak has positive implications for corporate profitability, given the large numbers of Japanese exporters. New Prime Minister Shinzo Abe nominated Haruhiko Kuroda, president of the Asian Development Bank, as the next Bank of Japan governor, seen by the market as tending to be dovish and likely to engage in an asset purchasing programme larger than that seen historically in Japan.

Moody's Investor Services downgraded the UK's credit rating from AAA to AA1, amidst concerns over the country's weak growth. The news seems to have been largely discounted by investors however, with the markets relatively unmoved by the news. Sterling has been weak this year, following hints from the Bank of England that suggest a weakening resolve to meet its 2% inflation target (the latest forecasts suggest inflation will be consistently above this level for the next two to three years), with further significant asset purchases a real possibility alongside other unorthodox measures. New Bank head Mark Carney, who takes office from the middle of this year, is considered dovish by most commentators and is open to adopt a looser monetary policy than predecessor Sir Mervyn King.

In the US, growth remains reasonable if unspectacular. Although data has been somewhat mixed in recent months, the economy continues to perform reasonably well, especially taking into account the impact of tax increases and spending cuts implemented on 1 January. Fourth quarter GDP growth was revised up to 0.1% (from -0.1% previously), whilst elsewhere house prices are reported to have risen by 6.8% in 2012, new home sales reached a four year high in January and consumer confidence was stronger than expected. The strength of the economy has led some members of the Federal Reserve to raise the issue of a gradual reduction in quantitative easing (QE) in coming months. Chairman Ben Bernanke effectively scotched the notion at the end of the month, however, robustly defending the effectiveness of QE in his testimony before the Senate Banking Committee. Accordingly, it looks as though large-scale asset purchase will continue for the foreseeable future.

In news from China, data was mixed last month, with PMIs falling to their lowest level in five months, amidst reports that Beijing is set to tighten home lending in order to control the boom in house prices in major cities. Overall, however, the economy appears to be on track for growth of circa 7 to 8% this year.

Turning to the US earnings season, most reports are now filed and earnings have held up well by virtue of careful cost management. In many instances, CEOs have gone on record to express cautious optimism about the outlook for the coming year. This has provided a fillip to markets and there is also a return of some high profile merger and acquisition (M&A) deals e.g. the buyout of US technology giant Dell.

Commodities have been poor performers this year, and gold continued its decline last month, down by 5.1%. The precious metal has underwhelmed for the past 18 months after spiking to USD 1,900 in mid 2011. The effect of US dollar strength on demand is the reason offered by most analysts for gold's weakness in February.

Figure 4: Gold's performance since September 2011



Markets have enjoyed a strong run over the past six months and the fundamental backdrop has seemingly improved. But events in February have served to remind investors that serious problems remain, not least in Europe, where the Italian election result has the potential to materially set back the reform process, whilst raising questions about the viability of the broader austerity programme across Europe. The process of deleveraging and rebalancing, which has been underway since the global financial crisis, has some time still to run. This will keep growth relatively subdued and competitive conditions for companies will remain tough.

Source: Bloomberg. Returns in US dollars unless otherwise stated. February 2013.

## Market performance




Asset Class/Region	Index	To 28 February 2012		
		Currency	Month	Year to date
<b>Developed Markets Equities</b>				
United States	S&P 500 NR	USD	1.3%	6.5%
United Kingdom	FTSE All Share TR	GBP	2.3%	8.8%
Continental Europe	MSCI Europe ex UK NR	EUR	0.8%	4.7%
Japan	Topix TR	JPY	3.8%	13.5%*
Asia Pacific (ex Japan)	MSCI AC Asia Pacific (ex Japan) TR	USD	2.4%	7.6%
Global	MSCI World NR	USD	0.2%	5.3%
<b>Emerging Market Equities</b>				
Emerging Europe	MSCI EM Europe NR	USD	-4.5%	-1.0%
Emerging Asia	MSCI EM Asia NR	USD	-0.1%	1.0%
Emerging Latin America	MSCI EM Latin America NR	USD	-2.8%	0.9%
BRICs	MSCI BRIC NR	USD	-4.3%	-0.3%
Global Emerging Market	MSCI EM (Emerging Markets) NR	USD	-1.3%	0.1%
<b>Bonds</b>				
US Treasuries	JP Morgan United States Government Bond Index TR	USD	0.6%	-0.3%
US Treasuries (inflation protected)	Barclays Capital U.S. Government Inflation Linked TR	USD	0.0%	-0.7%
US Corporate (investment grade)	Barclays Capital U.S. Corporate Investment Grade TR	USD	0.8%	-0.1%
US High Yield	Barclays Capital U.S. High Yield 2% Issuer Cap TR	USD	0.5%	1.9%
UK Gilts	JP Morgan United Kingdom Government Bond Index TR	GBP	0.9%	-1.1%
UK Corporate (Investment grade)	BofA Merrill Lynch Sterling Non Gilts TR	GBP	1.0%	0.0%
Euro Government Bonds	Citigroup EMU GBI TR	EUR	0.2%	-0.3%
Euro Corporate (investment grade)	Barclays Capital Euro Aggregate Corporate TR	EUR	1.3%	0.0%
Euro High Yield	BofA Merrill Lynch Euro High Yield Constrained TR	EUR	-3.2%	0.0%
Japanese Government	JP Morgan Japan Government Bond Index TR	JPY	0.9%	1.2%
Australian Government	JP Morgan Australia GBI TR	AUD	0.7%	0.1%
Global Government Bonds	JP Morgan Global GBI	USD	-1.1%	-2.6%
Global Bonds	Citigroup World Broad Investment Grade (WBIG) TR	USD	-1.0%	-1.7%
Global Convertible Bonds	UBS Global Convertible Bond	USD	-0.5%	2.2%
Emerging Market Bonds	JP Morgan EMBI +	USD	-0.2%	-2.3%





















\* estimate

## Market performance

Asset Class/Region	Index	To 28 February 2012		
		Currency	Month	Year to date
<b>Property</b>				
US Property Securities	MSCI US REIT TR	USD	1.2%	4.9%
UK Property Securities	FTSE EPRA/NAREIT United Kingdom TR	GBP	2.2%	3.3%
Europe ex UK Property Securities	FTSE EPRA/NAREIT Developed Europe ex UK TR	EUR	2.0%	1.0%
Australian Property Securities	FTSE EPRA/NAREIT Australia TR	AUD	3.5%	8.1%
Asia Property Securities	FTSE EPRA/NAREIT Developed Asia TR	USD	1.5%	5.4%
Global Property Securities	FTSE EPRA/NAREIT Developed TR	USD	0.7%	3.9%
<b>Currencies</b>				
Euro		USD	-3.8%	-1.0%
UK Pound Sterling		USD	-4.4%	-6.7%
Japanese Yen		USD	-0.9%	-6.3%
Australian Dollar		USD	-2.0%	-1.7%
South African Rand		USD	-0.8%	-6.1%
<b>Commodities</b>				
Commodities	RICI TR	USD	-4.0%	-0.2%
Agricultural Commodities	RICI Agriculture TR	USD	-3.1%	-0.4%
Oil	ICE Crude Oil CR	USD	-1.9%	1.9%
Gold	Gold index	USD	-5.1%	-5.7%
Hedge Funds	HFRX Global Hedge Fund	USD	0.4%	2.4%
<b>Interest Rates</b>			<b>Current rate</b>	<b>Change at meeting</b>
United States	12 December 2012	USD	0.25%	-
United Kingdom	10 January 2013	GBP	0.50%	-
Eurozone	10 January 2013	EUR	0.75%	-
Japan	20 December 2012	JPY	0.10%	-
Australia	4 December 2012	AUD	3.00%	-
South Africa	22 November 2012	ZAR	5.00%	-

## Asset allocation dashboard

 Positive	 Neutral	 Negative
--	---	--

Asset class	View
<b>Equities</b>	
Developed equities	
UK equities (relative to developed)	
European equities (relative to developed)	
US equities (relative to developed)	
Japan equities (relative to developed)	
Emerging market equities	
<b>Fixed Income</b>	
Government	
Index-linked (relative to government)	
Investment grade (relative to government)	
High yield	
Loans	
Emerging market debt	
Convertible bonds	
<b>Alternatives</b>	
Commodities	
Hedge funds	
Property (UK)	
<b>Currencies</b>	
Dollar	
Euro	
Yen	
Emerging market currencies	

[Click here for:](#)



**Disclaimer:**

*Simply click on the link of the company that you are interested in. By clicking on any external links provided on this website, you will leave the Financial Partners site and be re-directed to an external organisation's website.*

*As Financial Partners is not responsible for any content or activities associated with any external website accessed by hypertext links appearing on this website, and as such content has been independently developed by third parties and is outside of our control and subject to change without notice, Financial Partners hereby disclaims any representations, warranties, or guarantees made on external websites.*

*Further, Financial Partners does not guarantee the correctness or suitability of such information or of any other linked information presented, referenced, or implied. Any hyperlink from this website leading to another website should not be interpreted as an endorsement by Financial Partners of that website, its organisation, or of its products or services.*

*Financial Partners does not accept responsibility for any loss, harm, or damage, however caused, for information by third party organisations with links appearing on this website. Clicking on any of the following external links constitutes a signature of your consent to the above disclaimer. If you disagree with all, or part of this disclaimer, use of the external links provided below is strictly prohibited.*



## Important Notes

Momentum Global Investment Management is the trading name for Momentum Global Investment Management Limited. This document does not constitute an offer or solicitation to any person in any jurisdiction in which it is not authorised or permitted, or to anyone who would be an unlawful recipient, and is only intended for use by original recipients and addressees. The original recipient is solely responsible for any actions in further distributing this document, and should be satisfied in doing so that there is no breach of local legislation or regulation. The information is intended solely for use by our clients or prospective clients, and should not be reproduced or distributed except via original recipients acting as professional intermediaries. This document is not for distribution in the United States.

Prospective investors should inform themselves and if need be take appropriate advice regarding applicable legal, taxation and exchange control regulations in countries of their citizenship, residence or domicile which may be relevant to the acquisition, holding, transfer, redemption or disposal of any investments herein solicited.

Any opinions expressed herein are those at the date this material is issued. Data, models and other statistics are sourced from our own records, unless otherwise stated herein. We believe that the information contained is from reliable sources, but we do not guarantee the relevance, accuracy or completeness thereof. Unless otherwise provided under UK law, Momentum Global Investment Management does not accept liability for irrelevant, inaccurate or incomplete information contained, or for the correctness of opinions expressed.

We caution that the value of investments in discretionary accounts, and the income derived, may fluctuate and it is possible that an investor may incur losses, including a loss of the principal invested. Past performance is not generally

indicative of future performance. Investors whose reference currency differs from that in which the underlying assets are invested may be subject to exchange rate movements that alter the value of their investments.

Our investment mandates in alternative strategies and hedge funds permit us to invest in unregulated funds that may be highly volatile. Although alternative strategies funds will seek to follow a wide diversification policy, these funds may be subject to sudden and/or large falls in value. The illiquid nature of the underlying funds is such that alternative strategies funds deal infrequently and require longer notice periods for redemptions. These Investments are therefore not readily realisable. If an alternative strategies fund fails to perform, it may not be possible to realise the investment without further loss in value. These unregulated funds may engage in the short selling of securities or may use a greater degree of gearing than is permitted for regulated funds (including the ability to borrow for a leverage strategy). A relatively small price movement may result in a disproportionately large movement in the investment value. The purpose of gearing is to achieve higher returns associated with larger investment exposures, but has concomitant exposure to loss if positive performance is not achieved. Reliable information about the value of an investment in an alternative strategies fund may not be available (other than at the fund's infrequent valuation points).

Under our multi-management arrangements, we selectively appoint underlying sub-investment managers and funds to actively manage underlying asset holdings in the pursuit of achieving mandated performance objectives. Annual investment management fees are payable both to the multimanager and the manager of the underlying assets at rates contained in the offering documents of the relevant portfolios (and may involve performance fees where expressly indicated therein).

*Momentum Global Investment Management Limited (Company Registration No. 3733094) and has its registered office at 20 Gracechurch Street, London, EC3V 0BG.*

*Momentum Global Investment Management Limited is authorised and regulated by the Financial Services Authority in the United Kingdom, and is an authorised Financial Services Provider pursuant to the Financial Advisory and Intermediary Services Act 37 of 2002 in South Africa.*